




Scalecoat Model Paint

Quality Since 1968



Scalecoat Paint is available in 1 and 2 oz. Bottles
And 6 oz. Aerosol Spray Cans



All Scalecoat Paints are a solvent based enamel.

Scalecoat I Paint is for Metal and Wood

Scalecoat II Paint is for Plastic

Scalecoat Model Paint
A division of MinuteMan Scale Models
472 Amherst ST
Suite 21
Nashua, NH 03063

Phone: 603-921-5139

Fax: 603-921-5048

www.MinuteManScaleModels.com















info@MinuteManScaleModels.com

Item # 222













Recommended Steps for Application

Scalecoat I	Scalecoat II
<p>Scalecoat I is a solvent based enamel paint that is designed for use directly on metal and wood without use of a primer.</p> <p>All Scalecoat I paints dry with a gloss finish unless specified.</p>	<p>Scalecoat II is a solvent based enamel paint that is designed for use on Plastic without use of a primer.</p> <p>All Scalecoat II paints dry with a gloss finish unless specified.</p>
<ol style="list-style-type: none"> 1. Disassemble model completely. 2. Thoroughly clean all parts to be sprayed, using any type of household dish soap such as Dawn™ detergent. Clean and rinse with extremely hot water. Air-dry all parts. 3. If brushing, no thinning is required. If spraying, the recommended air pressure is 20 to 25 psi. 4. Using Scalecoat I thinner, thin paint, 2 parts paint to 1 part thinner is a good general starting point. The amount of thinner needed can vary with color. Some thicker pigments, reds & oranges in particular, may require slightly more thinner. Test spray on the inside of the model before application. 5. Apply the paint with even strokes at a distance of about 6 inches away from the model. 6. Allow paint to dry at least 24 hours before handling. Once the paint has dried 24 hours you can mask and apply your next color or decals. 7. Because of the high gloss finish of Scalecoat I it will accept decals without any other preparation 8. To protect the finish and hide any decal film, use a Scalecoat clear finish (available in Flat, Satin, and Gloss) they are compatible with the paint and any decals you may use. Whatever finish you choose, use Scalecoat I thinner, and mix at a ratio of at least 1 part clear to 1 part thinner. Allow the model to air dry after the clear is applied. 	<ol style="list-style-type: none"> 1. Disassemble model completely 2. Thoroughly clean all parts to be sprayed, using any type of household dish soap such as Dawn™ detergent. Clean and rinse with extremely hot water. Air-dry all parts. 3. If brushing, no thinning is required. If spraying, the recommended air pressure is 20 to 25 psi. 4. Using Scalecoat II thinner, thin paint, 2 parts paint to 1 part thinner is a good general starting point. The amount of thinner needed can vary with color. Some thicker pigments, reds & oranges in particular, may require slightly more thinner. Test spray on the inside of the model before application. 5. Apply the paint with even strokes at a distance of about 6 inches away from the model. 6. Allow paint to dry at least 24 hours before handling. Once the paint has dried 24 hours you can mask and apply your next color or decals. 7. Because of the high gloss finish of Scalecoat II it will accept decals without any other preparation 8. To protect the finish and hide any decal film, use a Scalecoat clear finish (available in Flat, Satin, and Gloss) they are compatible with the paint and any decals you may use. Whatever finish you choose, use Scalecoat II thinner, and mix at a ratio of at least 1 part clear to 1 part thinner. Allow the model to air dry after the clear is applied. <div style="border: 1px solid black; padding: 5px; margin-top: 10px; text-align: center;"> <p>DO NOT USE SCALECOAT I ON PLASTIC. SCALECOAT I WILL HARM PLASTIC AND RUIN THE MODEL.</p> <p>ONLY USE SCALECOAT I THINNER WITH SCALECOAT I PAINT ONLY USE SCALECOAT II THINNER WITH SCALECOAT II PAINT ANY OTHER THINNERS AVAILABLE WILL CAUSE THE PAINT TO GEL.</p> </div>















Scalecoat Model Paint a Division of MinuteMan Scale Models















Scalecoat I		Scalecoat II
1000 Gray Primer		2000 Gray Primer
1001 Loco Black (Matte Finish)		2001 Loco Black (Matte Finish)
1002 Oxide Red		2002 Oxide Red
1003 Graphite & Oil (Metallic)		2003 Graphite & Oil (Metallic)
1005 Smoke Box Gray (Flat)		2005 Smoke Box Gray (Flat)
1006 PRR Brunswick Green		2006 PRR Brunswick Green
1008 D&H Yellow		2008 D&H Yellow
1009 D&H Blue		2009 D&H Blue
1010 Black		2010 Black
1011 White		2011 White
1012 Tuscan		2012 Tuscan
1013 Boxcar Red		2013 Boxcar Red
1014 PRR Caboose Red		2014 PRR Caboose Red
1015 Reefer Yellow		2015 Reefer Yellow

Scalecoat I		Scalecoat II
1016 Reefer Orange		2016 Reefer Orange
1017 Pullman Green		2017 Pullman Green
1018 Coach Olive		2018 Coach Olive
1019 Southern Green		2019 Southern Green
1020 Mow Gray		2020 Mow Gray
1021 Roof Brown		2021 Roof Brown
1022 UP Yellow		2022 UP Yellow
1023 Silver (Metallic)		2023 Silver (Metallic)
1024 SF Blue		2024 SF Blue
1025 GN Green		2025 GN Green
1026 SF Red		2026 SF Red
1027 IC Orange		2027 IC Orange
1028 SP Dark Gray		2028 SP Dark Gray
1029 SP Scarlet Red		2029 SP Scarlet Red

Scalecoat I		Scalecoat II
1030 SP Daylight Orange		2030 SP Daylight Orange
1031 SP Daylight Red		2031 SP Daylight Red
1032 UP Harbor Mist Gray		2032 UP Harbor Mist Gray
1033 UP Dark Gray		2033 UP Dark Gray
1034 PC Green		2034 PC Green
1035 C&NW Yellow		2035 C&NW Yellow
1036 C&NW Green		2036 C&NW Green
1037 B&O Royal Blue		2037 B&O Royal Blue
1038 BN Green		2038 BN Green
1040 D&RGW Orange		2040 D&RGW Orange
1041 EL Gray		2041 EL Gray
1042 EL Maroon		2042 EL Maroon
1043 EL Yellow		2043 EL Yellow
1045 GN Empire BLDR Green		2045 GN Empire BLDR Green








Scalecoat Model Paint a Division of MinuteMan Scale Models











Scalecoat I		Scalecoat II
1046 GN Empire BLDR Orange		2046 GN Empire BLDR Orange
1047 Aluminum (Metallic)		2047 Aluminum (Metallic)
1051 Flat Clear		2051 Flat Clear
1052 Gloss Clear		2052 Gloss Clear
1056 Satin Clear		2056 Satin Clear
1060 NP Loewy Light Green		2060 NP Loewy Light Green
1061 NP Loewy Dark Green		2061 NP Loewy Dark Green
1062 LV Cornell Red		2062 LV Cornell Red
1063 D&H Gray		2063 D&H Gray
1065 NYC Light Gray		2065 NYC Light Gray
1066 NYC Dark Gray		2066 NYC Dark Gray
1069 CP Tuscan Red		2069 CP Tuscan Red
1075 Conrail Blue		2075 Conrail Blue
1076 CB&W (Chinese) Red		2076 CB&W (Chinese) Red

Scalecoat I		Scalecoat II
1077 Reading Green		2077 Reading Green
1078 BNSF Orange		2078 BNSF Orange
1079 BNSF Green		2079 BNSF Green
1080 BNSF White		2080 BNSF White
1081 PRR Freight Car Red		2081 PRR Freight Car Red
1082 N&W Red		2082 N&W Red
1083 Milwaukee Orange		2083 Milwaukee Orange
1084 UP Hopper Car Gray		2084 UP Hopper Car Gray
1085 New UP Yellow		2085 New UP Yellow
1086 NH Green		2086 NH Green
1087 Boxcar Red #2		2087 Boxcar Red #2
1088 Boxcar Red #3		2088 Boxcar Red #3
1089 CP Rail Bright Red		2089 CP Rail Bright Red
1090 NH Orange		2090 NH Orange

Scalecoat I		Scalecoat II
1091 C&O Blue		2091 C&O Blue
1112 Detail Black		2112 Detail Black
1113 Rust (Satin Finish)		2113 Rust (Satin Finish)
1114 Sand (Satin Finish)		2114 Sand (Satin Finish)
1115 Dirt (Satin Finish)		2115 Dirt (Satin Finish)
1116 Grime #1 (Satin Finish)		2116 Grime #1 (Satin Finish)
1117 Grime #2 (Satin Finish)		2117 Grime #2 (Satin Finish)
1118 Engine Black (Satin Finish)		2118 Engine Black (Satin Finish)
1119 Chessie Yellow		2119 Chessie Yellow
1120 PRR Dark Tuscan		2120 PRR Dark Tuscan
1121 Metallic Smoke Box Gray		2121 Metallic Smoke Box Gray
1122 B&M Blue		2122 B&M Blue
1123 B&M Maroon		2123 B&M Maroon
1124 Erie Gray Green		2124 Erie Gray Green



Scalecoat Model Paint a Division of MinuteMan Scale Models


Scalecoat I		Scalecoat II
1125 Erie Green		2125 Erie Green
1126 CN Orange-red		2126 CN Orange-red
1127 CN Olive Green		2127 CN Olive Green
1128 Railroad Tie Brown		2128 Railroad Tie Brown
1129 MEC Pine Green		2129 MEC Pine Green
1130 Grimy Black (Satin Finish)		2130 Grimy Black (Satin Finish)
1131 EMD Demo Blue (Metallic)		2131 EMD Demo Blue (Metallic)
1132 NYC Jade Green		2132 NYC Jade Green
1133 NYC Pacemaker Red		2133 NYC Pacemaker Red
1134 Aged Concrete (Satin Finish)		2134 Aged Concrete (Satin Finish)
1135 Concrete (Satin Finish)		2135 Concrete (Satin Finish)
1136 CN Red #11		2136 CN Red #11
1137 CP Warm Black		2137 CP Warm Black

Scalecoat I		Scalecoat II
1138 Railbox Yellow		2138 Railbox Yellow
1139 Rock Island Blue		2139 Rock Island Blue
1140 ACL Purple		2140 ACL Purple
1141 Reading Yellow		2141 Reading Yellow
1142 Gold (Metallic)		2142 Gold (Metallic)
1143 Rutland Green		2143 Rutland Green
1144 ATSF Mineral Brown		2144 ATSF Mineral Brown
1145 Milwaukee Yellow		2145 Milwaukee Yellow
1146 Milwaukee Tuscan Red		2146 Milwaukee Tuscan Red
1147 GN Big Sky Blue		2147 GN Big Sky Blue
1148 Rail Brown (Satin Finish)	Sample Coming Soon	2148 Rail Brown (Satin Finish)
1149 CPR Freight Car Red	Sample Coming Soon	2149 CPR Freight Car Red
1150 CN Blue #18 (VIA)	Sample Coming Soon	2150 CN Blue #18 (VIA)












Scalecoat I		Scalecoat II
1151 CN Yellow #18 (VIA)	Sample Coming Soon	2151 CN Yellow #18 (VIA)
1152 CN Morency Orange #11	Sample Coming Soon	2152 CN Morency Orange #11
1153 CN Red #12	Sample Coming Soon	2153 CN Red #12
1154 CPR Diesel Gray	Sample Coming Soon	2154 CPR Diesel Gray
1155 CPR Diesel Yellow	Sample Coming Soon	2155 CPR Diesel Yellow
1156 CN Orange #12	Sample Coming Soon	2156 CN Orange #12
1157 CN Gray #12	Sample Coming Soon	2157 CN Gray #12
1158 CN Gray #11	Sample Coming Soon	2158 CN Gray #11
1159 CN Orange #11	Sample Coming Soon	2159 CN Orange #11
1160 BC Rail Light Green	Sample Coming Soon	2160 BC Rail Light Green
1161 BC Rail Dark Green	Sample Coming Soon	2161 BC Rail Dark Green
1162 NP Pine Tree Light Green	Sample Coming Soon	2162 NP Pine Tree Light Green
1163 NP Pine Tree Dark Green	Sample Coming Soon	2163 NP Pine Tree Dark Green

Scalecoat Model Paint a Division of MinuteMan Scale Models

Scalecoat I		Scalecoat II
1164 PAN AM Dark Blue	Sample Coming Soon	2164 PAN AM Dark Blue
1165 Satin Black		2165 Satin Black
1166 Coach Maroon	Sample Coming Soon	2166 Coach Maroon
1167 MBTA Purple	Sample Coming Soon	2167 MBTA Purple
1168 Maine Central Harvest Gold	Sample Coming Soon	2168 Maine Central Harvest Gold
1169 D&RGW Grande Gold	Sample Coming Soon	2169 D&RGW Grande Gold
1170 Wabash Blue	Sample Coming Soon	2170 Wabash Blue
1171 Trailer Train Yellow		2171 Trailer Train Yellow
1172 L&N Blue	Sample Coming Soon	2172 L&N Blue
1173 Rock Island Red	Sample Coming Soon	2173 Rock Island Red
1174 Santa Fe Yellow	Sample Coming Soon	2174 Santa Fe Yellow
1175 CN Gray #17	Sample Coming Soon	2175 CN Gray #17
1176 State of Maine Red	Sample Coming Soon	2176 State of Maine Red

Scalecoat I		Scalecoat II
1177 State of Maine Blue	Sample Coming Soon	2177 State of Maine Blue
1178 CPR Steam Locomotive Gray	Sample Coming Soon	2178 CPR Steam Locomotive Gray
1179 Clinchfield Gray	Sample Coming Soon	2179 Clinchfield Gray
1180 CNJ Green		2180 CNJ Green

Thinner and Paint Remover				
Scalecoat I Thinner	2 oz. 10502	8 oz. 10487	32 oz. 10499	128 oz. 10490
Scalecoat II Thinner	2 oz. 20502	8 oz. 20487	32 oz. 20499	128 oz. 20490
Scalecoat I Metal Stripper S-59		32 OZ 10599		128 oz. 10590
Scalecoat II Wash Away Paint Remover		16 OZ 10568		128 oz. 10569

Scalecoat I		Scalecoat II
Flat Colors		
F1002 Flat Oxide Red		F2002 Flat Oxide Red
F1010 Flat Black		F2010 Flat Black
F1011 Flat White		F2011 Flat White
F1013 Flat Boxcar Red		F2013 Flat Boxcar Red
F1020 Flat Mow Gray		F2020 Flat Mow Gray
F1021 Flat Roof Brown		F2021 Flat Roof Brown
F1113 Flat Rust		F2113 Flat Rust
F1114 Flat Sand		F2114 Flat Sand
F1115 Flat Dirt		F2115 Flat Dirt
F1116 Flat Grime #1		F2116 Flat Grime #1
F1117 Flat Grime #2		F2117 Flat Grime #2
F1118 Flat Engine Black		F2118 Flat Engine Black

Scalecoat I		Scalecoat II
F1128 Flat Railroad Tie Brown		F2128 Flat Railroad Tie Brown
F1130 Flat Grimy Black		F2130 Flat Grimy Black
F1134 Flat Aged Concrete		F2134 Flat Aged Concrete
F1135 Flat Concrete		F2135 Flat Concrete
F1148 Flat Rail Brown	Sample Coming Soon	F2148 Flat Rail Brown
Restoration Colors Pre War Lionel - Scalecoat I only		
R1092 Apple Green	Sample Coming Soon	
R1093 Stephen Giard Green	Sample Coming Soon	
R1094 Dark Green	Sample Coming Soon	
R1095 Light Blue	Sample Coming Soon	
R1096 Blue	Sample Coming Soon	
R1097 Dark Brown	Sample Coming Soon	
R1098 Yellow	Sample Coming Soon	

R1099 Yellow-Orange	Sample Coming Soon
R1100 Floodlight Tower Gray	Sample Coming Soon
R1101 Light Gray	Sample Coming Soon
R1102 Hiawatha Gray	Sample Coming Soon
R1103 Tuscan	Sample Coming Soon
R1104 Light Red	Sample Coming Soon
R1105 Hiawatha Orange	Sample Coming Soon
R1106 Burnt Orange	Sample Coming Soon
R1107 Terra-Cotta	Sample Coming Soon
R1108 Gunmetal	Sample Coming Soon
R1109 Dark Gunmetal	Sample Coming Soon
R1110 Ivory	Sample Coming Soon
R1111 Cream	Sample Coming Soon